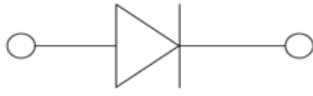


Small Signal Schottky Rectifier



SOD323

Features

- Epoxy meets UL-94 V-0 flammability rating and halogen free
- Moisture Sensitivity Level 1
- V_{RRM} 30V
- I_{FAV} 200mA
- Part no. with suffix "Q" means AEC-Q101 qualified

Mechanical Data

- **Case:** SOD323
- **Terminals:** Tin plated leads, solderable per J-STD-002 and JESD22-B102
- **Polarity:** Cathode line denotes the cathode end

■ Maximum Ratings ($T_a=25^\circ\text{C}$ Unless otherwise specified)

PARAMETER	SYMBOL	UNIT	CONDITIONS	VALUE
Maximum Repetitive peak reverse voltage	V_{RRM}	V		30
Average Forward Current	I_{FAV}	mA		200
Peak Forward Surge Current	I_{FSM}	A	$t_p < 10\text{ms}$	3
Power Dissipation	P_{tot}	mW		200
Thermal Resistance Junction to Ambient	R_{thJA}	K/W		500
Junction Temperature	T_J	$^\circ\text{C}$		-55 to +125
Storage Temperature Range	T_{stg}	$^\circ\text{C}$		-55 to +150

■ Electrical Characteristics ($T_a=25^\circ\text{C}$ Unless otherwise specified)

PARAMETER	SYMBOL	UNIT	CONDITIONS	MIN	MAX
Forward Voltage	V_F	V	$I_F=0.1\text{mA}$		0.24
			$I_F=1\text{mA}$		0.32
			$I_F=10\text{mA}$		0.4
			$I_F=30\text{mA}$		0.5
			$I_F=100\text{mA}$		1
Reverse Leakage Current	I_R	μA	$V_R=25\text{V}$		2
Reverse Breakdown Voltage	V_{BR}	V	$I_R=10\mu\text{A}$	30	
Junction Capacitance	C_J	pF	$V_R=1\text{V}$, $f=1\text{MHz}$		10
Reverse Recovery Time	t_{rr}	ns	$I_F=I_R=10\text{mA}$, $I_{rr}=1\text{mA}$, $R_L=100\Omega$		5



BAT54WSQ

■ Ordering Information (Example)

PREFERRED P/N	PACKING CODE	UNIT WEIGHT(g)	MINIMUM PACKAGE(pcs)	INNER BOX QUANTITY(pcs)	OUTER CARTON QUANTITY(pcs)	DELIVERY MODE
BAT54WSQ	F2	Approximate 0.0045	3000	30000	120000	7" reel

■ Characteristics (Typical)

Fig.1: P_D-T_A

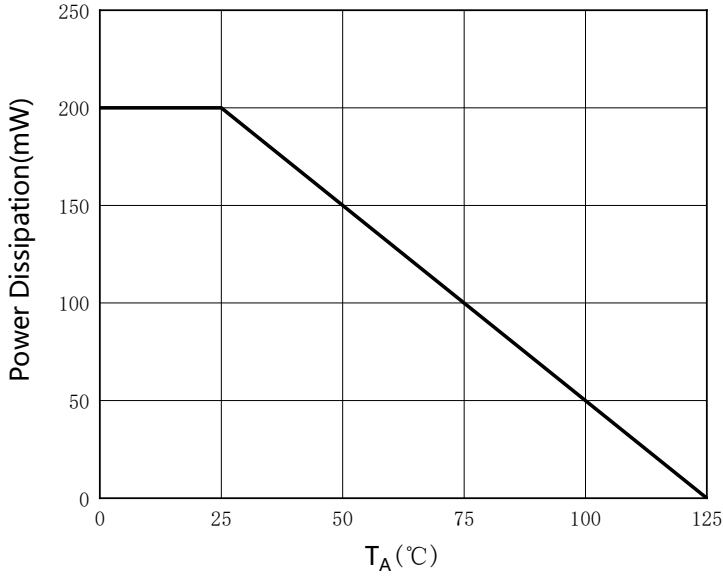


Fig.2: Capacitance Characteristics

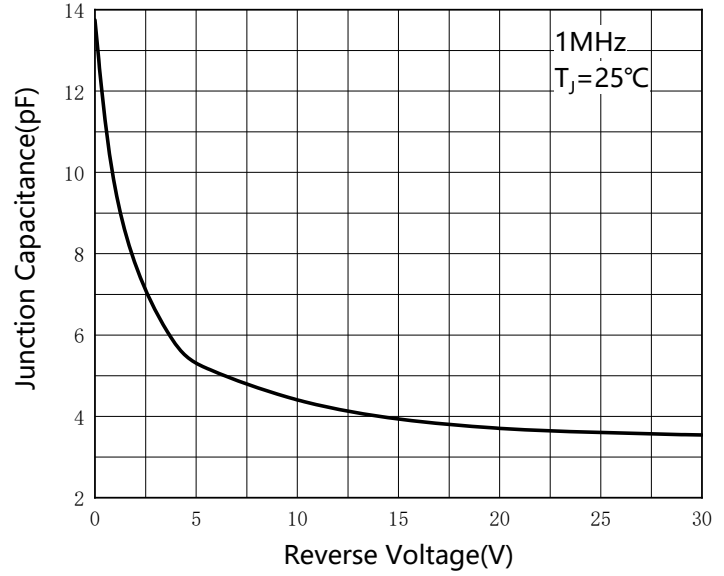


Fig.3: Forward Characteristics

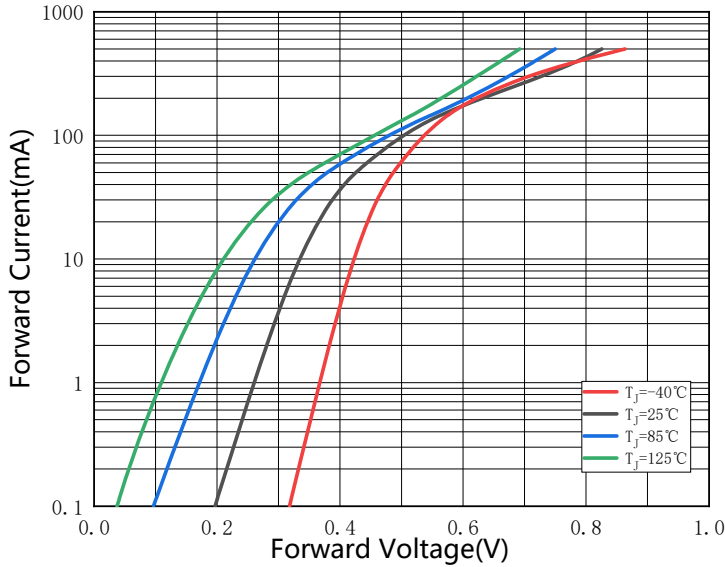
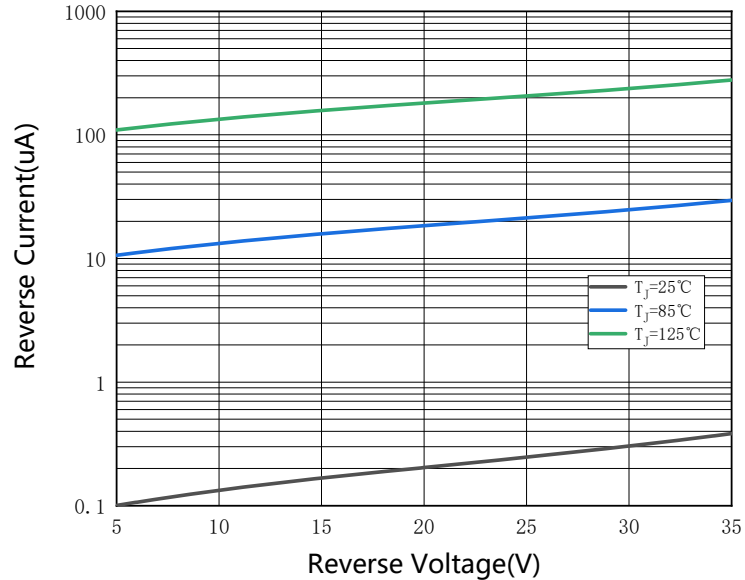


Fig.4: Reverse Characteristics

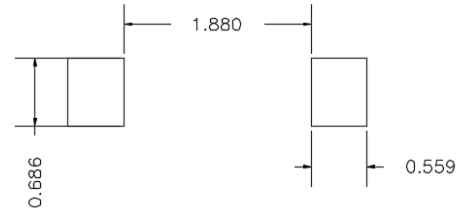
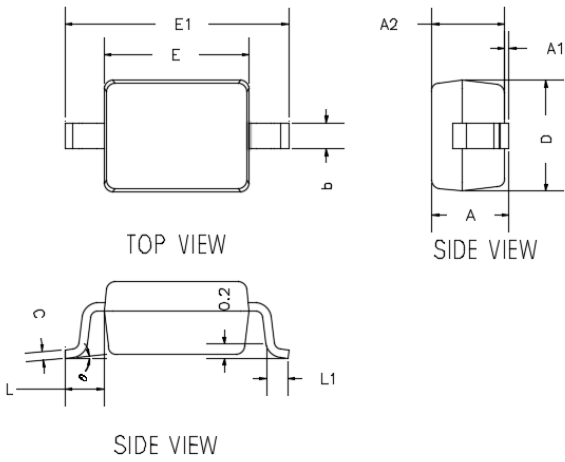




BAT54WSQ

■ Outline Dimensions

SOD-323

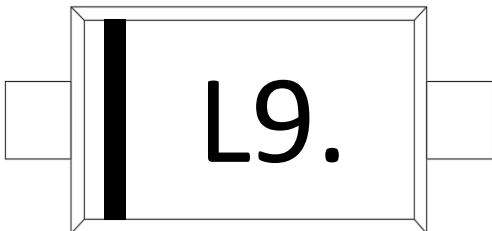


UNIT: mm

SUGGESTED SOLDER PAD LAYOUT

DIMENSIONS				
DIM	INCHES		MM	
	MIN	MAX	MIN	MAX
A	---	0.0393	---	1.0000
A1	0.0000	0.0039	0.0000	0.1000
A2	0.0314	0.0354	0.8000	0.9000
b	0.0098	0.0157	0.2500	0.4000
c	0.0031	0.0059	0.0800	0.1500
D	0.0472	0.0551	1.2000	1.4000
E	0.0629	0.0709	1.6000	1.8000
E1	0.0984	0.1063	2.5000	2.7000
L	0.0187TYP		0.475TYP	
L1	0.0098	0.0157	0.250	0.400
θ	0°	8°	0°	8°

■ Marking Information



Note:

1. All marking is at middle of the product body
2. All marking is in laser marking
3. Body color: Black



BAT54WSQ

Disclaimer

The information presented in this document is for reference only. Yangzhou Yangjie Electronic Technology Co., Ltd. reserves the right to make changes without notice for the specification of the products displayed herein to improve reliability, function or design or otherwise.

The product listed herein is designed to be used with automotive electronics, are not designed for use in medical, life-saving, life-sustaining, or military, Yangjie or anyone on its behalf, assumes no responsibility or liability for any damages resulting from such improper use of sale.

This publication supersedes & replaces all information previously supplied. For additional information, please visit our website [http:// www.21yangjie.com](http://www.21yangjie.com) , or consult your nearest Yangjie's sales office for further assistance.